



Car seat guide


for first-time parents, seasoned
parents and all caregivers

FINAL

SAFE
K:DS
UPSTATE

Steps to prepare

1. Choose the correct car seat for your child.
2. Learn how to install the seat correctly.
3. Get your seat checked to be sure it's installed correctly.



Step one: Choose the correct car seat

Infants

Get the car seat ready before your baby comes.

There are 2 types of car seats from which to choose for your infant – an infant carrier or a convertible seat. Let's compare.

Infant car seats: Carrier vs. convertible

Price, length of use and seat requirements vary greatly by brand and model.* Always refer to your specific car seat manual for correct use.	Infant carrier	Convertible
Installation type	Rear-facing only; can be used with or without a base	Rear-facing, then converts to forward-facing (after 2 years old per S.C. state law)
Ease of use	Can be taken out of the car to carry baby around outside of the car	Stays in the car permanently; must use another carrier or stroller to carry baby around outside of the car
Cost*	Around \$100 or \$8 a month for 12 months of use	Around \$60 or about \$1.25 a month 4 years of use
Length of use*	Up to 22–35 lbs or around 12 months depending on child development	Up to 40–50 lbs or around 4–6 years depending on child development
The bottom line	More practical for newborns, but generally more expensive and can't use as long.	Costs less and lasts longer but cannot carry newborns out of the car.



Medicaid plans: Coverage for newborn car seats

Insurance plan	How to redeem	What to know
Molina Healthcare	<p>Complete 6 prenatal visits with your provider. Then, email the following information to Molina’s Member Engagement team at molina_sc_car_seat@molinahealthcare.com:</p> <ul style="list-style-type: none"> • Member first and last name • Member physical mailing address • Member phone number • Member Molina ID # • Be sure to use “Car Seat” as your email subject line. 	<p>You must be a Molina member during the time of your prenatal visits. Car seat type may vary.</p>
Healthy Blue/BlueChoice	<ul style="list-style-type: none"> • Must be a member at the time baby is delivered. • Must attend 11 prenatal visits. The first prenatal visit must be on or before 14th week of pregnancy. • One car seat per baby per pregnancy. If multiple babies in pregnancy mom will get a car seat for each baby. 	<p>It may take 4–6 weeks for claims processing and for records to show member was an active member at the time of delivery and member attended 11 prenatal visits.</p>
Absolute Total Care	<p>Members who complete 6 prenatal visits will have the choice to receive one of the reward options listed:</p> <ul style="list-style-type: none"> • Stroller • Portable playpen • Convertible car seat <p><i>Limit: one per pregnancy</i></p>	<p>Contact insurance provider for instructions on how to redeem.</p>
First Choice/Select Health	<p>Regional baby showers. Qualifying members receive diaper bags and other supplies, plus they now have a choice of a car seat, a portable crib or a stroller.</p>	<p>Contact your insurance provider for details about baby showers.</p>
Humana Healthy Horizons	<p>All pregnant female members can get 1 convertible car seat, along with educational material for installation, for each infant, per pregnancy.</p>	<p>Consent to participate and actively participate in HumanaBeginnings™ program, complete a comprehensive assessment and complete 1 additional follow-up call within 56 days of enrollment with the program or identification of pregnancy.</p>

For the most accurate and up-to-date information, please contact your insurance provider directly.

General car seat safety

All car seats brands must pass the same National Highway Transportation Safety Administration (NHTSA) safety standards. Even if you can't afford the most expensive and trendy car seat, your baby will still have all the basics he or she needs to ride safely.

- **Do not buy seats from garage sales, secondhand stores, Goodwill or Facebook Marketplace even though they are cheaper.** Avoid buying or borrowing one from someone you don't know since there's just no way to be sure it hasn't been in a crash, expired or been recalled for a defective part.
- **Never leave your child unattended or alone in a car, not even for one minute.** Cars can heat up 20 degrees in just 10 minutes. And cracking a window doesn't help. Young children are particularly at risk, as their bodies heat up three to five times faster than an adult's.
- **Do not use products in your car seat that didn't come with the seat.** Newborn inserts, head and neck supports, or extra fluffy clothing or jackets can make your car seat unsafe. Only use what came with your car seat and avoid heavy blankets or clothing under the harness straps.





Toddlers

Starting to walk? Might be time for a new car seat.

The next car seat type is a convertible seat, which means it can face forwards or backwards.

South Carolina state law requires children to remain rear-facing (backwards in the car) until they are at least 2 years old.

This means that even if babies have outgrown their infant seat, or they're a certain weight or height, or their feet are touching the back of the seat, etc., they can only face forward in the car after they've had their second birthday.

Check your seat's weight and height limits. It is recommended to keep your children rear-facing as long as possible, even if that means past 2 years old.



Young children

Time to face forward!

Once children have hit the maximum height or weight limits of their convertible seat, it is time to look for a forward-facing seat. Most forward-facing seats with a harness can later transition into a booster seat using just the seatbelt. Again, it is recommended you max out the height and weight limits of a harness before transitioning to a seatbelt positioning booster.

Tweens and teens


When can we move out of a booster?


Once children have hit the maximum height or weight limits of the belt positioning booster seat, they may be ready to graduate from seats all together. Follow this five-step test to ensure your child is big enough to use a seatbelt alone.


NOTE: S.C. law also requires children to be at least 8 years old or 57" tall.





Your child is ready to move out of a booster seat when they can...

- 

Sit with their back against the seat back
- 

Bend their knees over the front of the seat
- 

Sit with the shoulder belt over their mid-shoulder
- 

Sit with the lap belt across the top of their thighs
- 

Remain in this position for the whole trip

*South Carolina law additionally states that children must be at least 8 years old or 57 inches tall.




scdhec.gov/carseats

CR-013456 10/23

Step two: Learn how to install your car seat.

Watch our videos on how to safely install your car seat:
<https://blog.prismahealth.org/car-safety/>



Step 3: Get your seat checked to be sure it's installed correctly.

Where to go for car seat inspections

Safe Kids Upstate, a part of the Bradshaw Institute for Community Child Health & Advocacy, is here to help you find the best location for you and your family!

Nationally certified car seat technicians are available at locations in Greenville, Oconee and Pickens counties (see following chart).

For the most accurate and up-to-date information, please visit <https://www.safekids.org/coalition/safe-kids-upstate>.

FINAL

Upstate locations

Agency	Street address	Phone	Contact name	Contact email	County
Belmont Fire Department	701 Fork Shoals Greenville 29605	864-277-7231	Gordon Smith	864-277-7231	Greenville
Berea Fire Department	7401 White Horse Road Greenville 29611	864-294-4848	JJ Arrowood	jarrowood532@gmail.com	Greenville
Boiling Springs Fire Department	5020 Pelham Road, Greenville 29615	864-268-7780	Chris Camacho	864-288-5037	Greenville
Duncan Chapel	5111 Old Buncombe Road Greenville 29617	864-294-4827	Josh Berryhill	berryhilljosh@ymail.com	Greenville
Greer Fire Department	103 W. Poinsett St., Greer 29650	864-848-2166	Scott Keeley	skeeley@cityofgreer.org	Greenville
Mauldin Fire Department	9 East Butler Road, Mauldin 29662	864-289-8927	Lindsey Crawley		Greenville
Parker Fire Department	107 Cedar Lane Road, Greenville 29601	864-385-6340; 864-467-4000	Stebo Saylor	ssaylor@parkerfd.com	Greenville

Agency	Street address	Phone	Contact name	Contact email	County
Parkside Pediatrics	525 Verdae Blvd., Greenville 29607	864-272-0388	Kaitlyn Franklin	info@parksidepediatrics.com	Greenville
Piedmont Park Fire Dept	2119 State Park Road, Greenville 29609	864-244-5034	Joaquin Nunez		Greenville
Simpsonville Police Department	405 E Curtis St, Simpsonville 29681	(864) 967-9545	Asst Chief Harold Nichols		Greenville
Oconee County Emergency Services – Emergency Operations Center	300 South Church St. Walhalla 29691	864-710-2971	Zac Smith	zsmith@oconeesc.com	Oconee
Oconee County Emergency Services Headquarters	216 Emergency Lane Westminster 29693	864-710-2971	Michael Hunnicutt	mhunnicutt@oconeesc.com	Oconee
Oconee Memorial Hospital	298 Memorial Drive, Seneca 29672	864-323-6817	Emily Bellino	emily.bellino@prismahealth.org	Oconee
Prisma Health Pediatrics–Seneca	109-B Omni Drive, Seneca 29672	864-888-4222	Kaitlin Jones	kaitlin.jones@prismahealth.org	Oconee
Walhalla Fire Department	207 E North Broad St, Walhalla 29691	(864) 638-4345	Brandon Burton		Oconee
City of Clemson Police	1198 Tiger Blvd. Clemson 29631	864-624-2012	Sonya Morton	smorton@cityofclemson.org	Pickens
Easley Fire Department #2	Station #1 1089 S Pendleton St., Easley 29642	864-859-8950	Cody Craft		Pickens
Pickens City Fire Department	302 Johnson St. Pickens 29671	864-878-2610	Chris Elrod	chriselrod@pickenscity.com	Pickens
Pickens County Coroners Office	147-C Kay Holcombe Road Liberty 29657	864-898-5561	Andrew Wilson	pccoroner@co.pickens.sc.us	Pickens
Landrum Area Fire & Rescue	200 N. Trade Ave., Landrum 29356	864-457-3101	JJ Suave	j.suave@landrumfire.com	Spartanburg
Note: Many inspection stations may require an appointment or advance notice.					

Midlands locations

Agency	Street address	Phone	County
Batesburg/Leesville Police Department	660 W. Columbia Ave. Batesburg/Leesville 29006	803-532-4408	Lexington
Irmo Fire District Northlake	117 Lincreek Road Columbia 29212	803-781-7178	Lexington
Lexington County Health Services District (Dept. of Public Safety)	115 West Hospital Drive West Columbia 29169	803-791-2732	Lexington
Lexington County Sheriff Department	521 Gibson Road Lexington 29072	803-772-4158	Lexington
Lexington Police Department	111 Maiden Lane Lexington 29072	803-359-6260	Lexington
Forest Acres Police Department	5205 N. Trenholm Road	803-782-9444	Richland
Irmo Fire District Headquarters	6017 St. Andrews Road Columbia 29210	803-798-4979	Richland
Irmo Police Department	1230 Columbia Avenue Irmo 29063	803-781-8088 ext. 228	Richland
Lexington Medical Center (Dept of Public Safety)	115 West Hospital Drive West Columbia 29169	803-791-2373	Richland
Prisma Health Children's Hospital–Midlands	7 Medical Park Drive Columbia 29203	803-434-2633	Richland
Richland County Sheriff's Dept. (Multilingual)	5623 Two Notch Road Columbia 29223	803-576-3000	Richland
SC DPH	2100 Bull St. Columbia 29201	803-543-8576 or 803-898-7534	Richland
South Carolina State Fire Office	141 Monticello Trail Columbia 29203	803-896-9800	Richland
South Congaree Police Department	119 West Berry Road West Columbia 29172	803-755-2760	Richland
The Therapy Place	3620 Covenant Road Columbia 29204	803-787-3033	Richland

Do you live outside of these counties? Visit these websites for more locations:

DHEC: <https://scdhec.gov/health/child-teen-health/early-childhood-health/child-passenger-safety-program/child-passenger-safety-inspection-stations>

NHSTA: <https://www.nhtsa.gov/equipment/car-seats-and-booster-seats#installation-help-inspection>

Questions?

Email us: Bradshaw.info@prismahealth.org



**Bradshaw Institute for Community
Child Health & Advocacy**

255 Enterprise Blvd., Suite 110
Greenville, SC 29615



FINAL

PrismaHealthChildrens.org



© 2024 Prisma Health.
25-0316 | 12/24 | Reorders available on DigiPath.